

# HANSER

## Table of Contents

Harry Pruner, Wolfgang Nesch

Understanding Injection Molds

ISBN (Buch): 978-1-56990-527-2

ISBN (E-Book): 978-3-446-42877-5

For further information and order see

<http://www.hanser-fachbuch.de/978-1-56990-527-2>



















































































or contact your bookseller.

# Table of Contents

<b>Preface</b> .....	<b>XIII</b>		
<b>1 Basic Mold Design</b> .....	<b>1</b>		
1.1 Assemblies of an Injection Mold .....	1	■	■
1.1.1 Phases of Design .....	2	■	■
1.1.2 Stability of Thermosets Molds .....	3	■	■
1.1.3 Wear in Thermoset Molds .....	3	■	■
1.2 Nozzle Side .....	4	■	■
1.2.1 Sprue Bushing .....	5	■	■
1.2.2 Decompression .....	6	■	■
1.2.3 Strainer Nozzles .....	7	■	■
1.2.4 Nozzle Side of Thermoset Materials .....	8	■	■
1.2.5 Nozzle Side of Elastomer Molds .....	8	■	■
1.3 Ejector Side .....	9	■	■
1.3.1 Ejector Device .....	10	■	■
1.3.1.1 Ejector Set with Ejector Pins .....	10	■	■
1.3.1.2 Stripper Plate .....	10	■	■
1.3.1.3 Mushroom Ejector .....	11	■	■
1.3.1.4 Air Ejector .....	11	■	■
1.3.1.5 Ejector System for Thermoset Molds .....	12	■	■
1.3.1.6 Ejector System for Elastomer Molds .....	12	■	■
1.3.2 Draft Angles .....	13	■	■
1.3.3 Ejector Coupling .....	14	■	■
1.4 Buoyancy Forces in the Mold .....	15	■	■
1.5 Mold Protection .....	16	■	■
1.5.1 Light Barrier/Failure Scale .....	16	■	■
1.5.2 Infrared Mold Protection .....	16	■	■
1.5.3 Vision Systems .....	17	■	■
1.6 Mold Cavity Pressure/Mold Filling Control .....	18	■	■
1.7 Simulation of the Filling Process (Moldflow Analysis) .....	19	■	■
1.8 Demolding Force .....	20	■	■
1.9 Ventilation .....	21	■	■
1.9.1 Ventilation by Displacement .....	21	■	■
1.9.2 Ventilation by Vacuum .....	22	■	■

Elastomer

Thermosets

1.10	Support Bars, Support Plates, and Support Rollers . . . . .	23		
1.11	Mold Clamping Plate and Centering Ring . . . . .	24		
1.11.1	Mold Clamping Plate . . . . .	24		
1.11.2	Centering Ring . . . . .	24		
1.12	Core Pullers . . . . .	25		
1.13	Mold Structure in Elastomer Processing . . . . .	26		
<b>2</b>	<b>Types of Demolding in Two-Platen Molds . . . . .</b>	<b>27</b>		
2.1	Molded Parts without Undercuts . . . . .	27		
2.2	Molded Parts with Undercuts . . . . .	28		
2.2.1	Elastic Stripping . . . . .	28		
2.2.2	Demolding through Sliders . . . . .	29		
2.2.3	Demolding with Jaws (Split Molds) . . . . .	30		
2.2.4	Collapsible Cores . . . . .	31		
2.3	Molded Parts with Internal and External Threads . . . . .	32		
2.3.1	Internal Thread . . . . .	32		
2.3.2	External Thread . . . . .	32		
2.3.3	Unscrewing Device . . . . .	32		
2.3.3.1	Types of Unscrewing . . . . .	33		
2.3.3.1.1	Unscrewing when the Mold is Closed . . . . .	33		
2.3.3.1.2	Unscrewing for an Attached Stripper Plate . . . . .	33		
2.3.3.1.3	Unscrewing during Upward Motion . . . . .	34		
2.3.3.1.4	Unscrewing the Stripper Plate with Spring Force . . . . .	34		
2.4	Molded Parts with Threads, Forcibly Demolded . . . . .	35		
2.5	Unscrewing Gears . . . . .	36		
<b>3</b>	<b>Gate Technology . . . . .</b>	<b>37</b>		
3.1	Distribution Systems . . . . .	37		
3.1.1	Distribution System with Demolded Molded Part . . . . .	38		
3.1.1.1	Cold Runner . . . . .	38		
3.1.1.2	Three-Platen Distributor . . . . .	39		
3.1.2	Distribution System, Remaining in the Mold . . . . .	40		
3.1.2.1	Insulating Runner . . . . .	40		
3.1.2.2	Hot Runner . . . . .	41		
3.1.2.2.1	Advantages of a Hot Runner . . . . .	41		
3.1.2.2.2	Hot Runner, Internally Heated . . . . .	42		
3.1.2.2.3	Hot Runner, Externally Heated . . . . .	43		
3.1.2.2.4	Multiple Connections . . . . .	45		
3.1.2.2.5	Needle Shut-Off Nozzles . . . . .	46		
3.1.2.2.6	Hot Mold Halves . . . . .	48		
3.2	Sprue Technology . . . . .	49		
3.2.1	Solidifying Gate, Remaining on the Molded Part . . . . .	50		
3.2.1.1	Direct Gate . . . . .	50		
3.2.1.2	Pinpoint Gate . . . . .	51		
3.2.1.3	Fan and Ring Gate . . . . .	52		

3.2.1.4	Sprue Gate .....	53	■	■
3.2.1.5	Film Gate .....	54	■	■
3.2.2	Automatically Separated Gate .....	55	■	■
3.2.2.1	Tunnel Gate .....	55	■	■
3.2.2.2	Whip Gate .....	56	■	■
3.2.2.3	Hot Edge Gate (Lateral Injection) .....	57	■	■
3.2.2.4	Hot Runner Nozzles .....	58	■	■
3.3	Distribution System for Thermosets and Elastomers .....	59	■	■
3.3.1	Demolding with the Molded Part for Thermosets .....	60	■	■
3.3.1.1	Cold Runner for Thermosets .....	60	■	■
3.3.2	Demolding with the Molded Part for Elastomers .....	61	■	■
3.3.2.1	Cold Runner for Elastomers .....	61	■	■
<b>4</b>	<b>Standard Parts .....</b>	<b>63</b>		
4.1	Mold Designs .....	63	■	■
4.2	Mold Guide Elements .....	64	■	■
4.3	Demolding Elements .....	65	■	■
4.4	Equipment for Mold Temperature Control .....	66	■	■
4.5	Mold Quick-Change Systems .....	67	■	■
4.6	Latch Conveyors .....	68	■	■
4.7	Hot Plates for Thermosets and Elastomers .....	69	■	■
4.8	Brushing Units for Elastomers .....	70	■	■
<b>5</b>	<b>Temperature Control .....</b>	<b>71</b>		
5.1	Temperature Control Channels .....	71	■	■
5.2	Temperature Distribution .....	72	■	■
5.2.1	Temperature Distribution in Thermosets .....	73	■	■
5.2.2	Temperature Distribution in Elastomers .....	73	■	■
5.3	Continuous Cooling .....	74	■	■
5.4	Segmented Temperature Control .....	75	■	■
5.5	Dynamic Temperature Control .....	76	■	■
5.6	Pulsed Cooling .....	77	■	■
5.7	Core Temperature Control .....	78	■	■
5.8	Temperature Measurement .....	79	■	■
<b>6</b>	<b>Special Designs .....</b>	<b>81</b>		
6.1	Stack Molds .....	81	■	■
6.1.1	Stack Molds in Elastomers .....	82	■	■
6.2	Multi-Component Molds .....	83	■	■
6.2.1	Slider Technology (Core-Back) .....	84	■	■
6.2.2	Transfer Process (Handling Transfer) .....	85	■	■
6.2.3	Index Plate .....	86	■	■
6.2.4	Hub .....	87	■	■

6.2.5	Rotary disk	88	■	■
6.2.6	Paternoster	89	■	■
6.2.7	Cube Technology	90	■	■
6.2.7.1	Stack Turning Technology	90	■	■
6.2.7.2	Double Cube	91	■	■
6.2.8	Tandem Mold	92	■	■
6.2.9	Multi-Component Molds for Thermosets and Elastomers	93	■	■
6.3	Thin Wall Molds	95	■	■
6.4	Insertion Technology	96	■	■
6.5	Fluid Injection Technology	97	■	■
6.5.1	Gas Injection (GIT)	97	■	■
6.5.1.1	Partial Filling	98	■	■
6.5.1.2	Secondary Cavity	98	■	■
6.5.1.3	Blow-Back Process	99	■	■
6.5.1.4	The Core Pull-Back Process	99	■	■
6.5.2	Water Injection (WIT)	100	■	■
6.6	Push-Pull Injection Molds	101	■	■
6.7	Implantation Injection Molding	102	■	■
6.8	In Mold Labeling (IML) Process	103	■	■
6.9	Cascade Injection Molding Process	104	■	■
6.10	Lost Core Technology	105	■	■
6.11	Material-Dependent Special Processes	106	■	■
6.11.1	Marbling	106	■	■
6.11.2	Micro-Foam Injection Molding (MuCell)	106	■	■
6.11.3	Thermoplastic-Foam Casting (TSG) Process	106	■	■
6.11.4	PVC Processing	106	■	■
6.11.5	Monosandwich Process	107	■	■
6.11.6	In-Mold Painting	107	■	■
6.11.7	In-Mold Welding	107	■	■
6.12	Micro-Injection Molds	108	■	■
6.13	Powder Metal/Ceramic Molds	109	■	■
6.14	Rapid Prototyping	111	■	■
6.15	Rotary Table Molds	113	■	■
6.16	Silicone Molds	114	■	■
6.17	Injection Blow Molds	115	■	■
6.18	Injection Compression Molds	116	■	■
6.18.1	Injection Compression Molds in Elastomers	117	■	■
6.19	Textile Back Injection Technology	118	■	■
6.20	Workpiece Carrier System	119	■	■

<b>7</b>	<b>Mold Surface Treatment</b> .....	<b>121</b>		
7.1	Common Surface Treatment Processes .....	121	■	■
7.2	Thermal Treatment .....	123	■	■
7.2.1	Vacuum Hardening .....	123	■	■
7.2.2	Laser Hardening .....	123	■	■
7.2.3	Flame Hardening .....	123	■	■
7.3	Thermochemical Treatment .....	124	■	■
7.3.1	Gas Nitriding .....	124	■	■
7.3.2	Plasma Nitriding .....	124	■	■
7.3.3	Carburization .....	124	■	■
7.4	Electrochemical Treatment .....	125	■	■
7.4.1	Hard Chrome Plating .....	125	■	■
7.4.2	Chemical Nickel Plating .....	125	■	■
7.5	Chemical Physical Treatment .....	126	■	■
7.5.1	Chemical Vapor Deposition (CVD) Coating .....	126	■	■
7.5.2	Plasma Assisted Chemical Vapor Deposition (PACVD) Coating .....	126	■	■
7.5.3	Diamond-Like Carbon (DLC) Coating .....	126	■	■
7.5.4	Physical Vapor Deposition (PVD) Coating .....	126	■	■
7.6	Mechanical Treatment .....	127	■	■
7.6.1	High Speed Cutting (HSC) Milling .....	127	■	■
7.6.2	Surface Gloss .....	127	■	■
7.6.3	High-Gloss Polishing .....	128	■	■
7.7	Surface Graining .....	129	■	■
7.8	Steel Selection .....	130	■	■
7.9	Aluminum Molds .....	131	■	■
<b>8</b>	<b>Machining Processes</b> .....	<b>133</b>		
8.1	Sinking Electric Discharge Machining (EDM) .....	133	■	■
8.2	Wire EDM .....	134	■	■
8.3	Welding .....	135	■	■
8.3.1	TIG-Welding .....	135	■	■
8.3.2	MIG-Welding .....	135	■	■
8.3.3	MAG-Welding .....	135	■	■
8.3.4	Laser Beam Welding .....	135	■	■
8.4	Punching und Drop-Forging .....	136	■	■
8.4.1	Punching .....	136	■	■
8.4.2	Drop Forging .....	136	■	■
8.5	Casting .....	137	■	■
8.6	Galvanized Mold Inserts .....	138	■	■

<b>9</b>	<b>Care, Maintenance, and Storage</b>	<b>139</b>		
9.1	Mold Care	139	■	■
9.2	Inspection	140	■	■
9.3	Maintenance	141	■	■
9.4	Storage	142	■	■
	<b>Index</b>	<b>143</b>		